


# HD ANALOG IR DOME CAMERA FIXED LENS

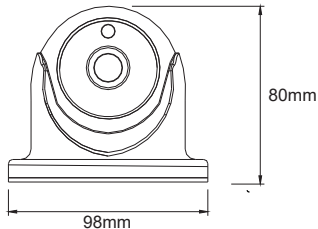
DI-390AB36



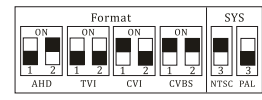
<b>MODEL</b>	<b>DI-390AB36</b>
Image Sensor	1/3" CMOS
Image Format	16:9
Effective Pixels	1928(H)×1088(V)
Scanning System	Internal
Resolution	Digital:1920×1080, Analog:960H
Min. Illumination	0.1Lux / (0Lux IR On)
Day & Night	True Day&Night (ICR)
IR LED	12 LED (15m)
OSD Menu	Available via CoC only
CoC Support	Yes
Day & Night Mode	External / Day / Night
Backlight Compensation	Yes
S/N Ratio	≥48dB (AGC Off)
White Balance	Auto / Manual
Noise Reduce	2D-DNR
Video Output	AHD / CVI / TVI / CVBS + PAL/NTSC (Selectable by DIP switch)
Defog	No
Privacy Mask	No
Motion Detection	No
D-Effect	No
Lens (Field of View)	3.6mm (69°)
Power	DC12V±10%, ~210mA
Operation Temp.	-20°C~+45°C
Waterproof	N/A
Dimension	Ø98*80mm
Net weight	141g

## Main Features:

- Sensor: 1/3", 2 Mega-Pixel
- Selectable output-1080P 4in1
- Lens: 3.6mm Mega-Pixel Fixed
- True Day & Night – ICR
- IR Range: 15m (12 IR LED)
- Weight: 180g
- Power: DC 12V, ~230mA



Junction Box is available



DIP Switch for Output Selection