

DS-3E0508P-O Gigabit PoE Switch



- Gigabit PoE and non-PoE ports for multiple use
- Plug-and-play with easy connection
- Built to last with a rugged metal case
- Desktop/Wall-mounted installation available for any work environment

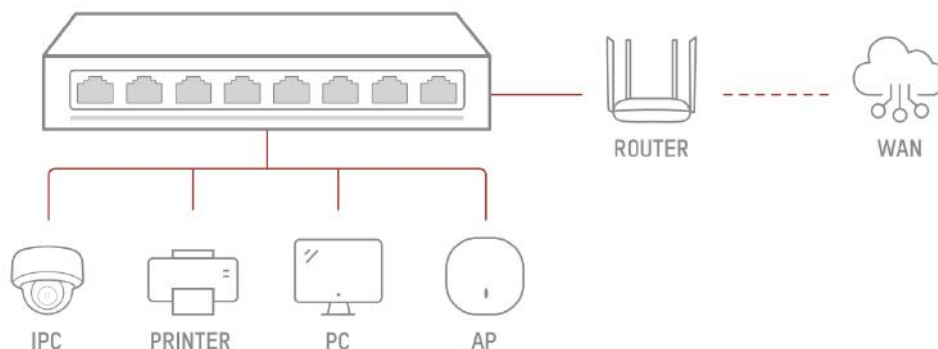
▪ Specification

Model		DS-3E0508P-O
Network Parameters	Ports	4 × 1 Gbps PoE port, 4 × 1 Gbps RJ45 port
	Port Type	RJ45 port, full duplex, MDIMDI-X adaptive
	Standard	IEEE 802.3, IEEE 802.3u, IEEE 802.3x
	Forwarding Mode	Store-and-forward switching
	MAC Address Table	4 K
	Switching Capacity	16 Gbps
	Packet Forwarding Rate	11.904 Mpps
	Internal Cache	1.5 Mbits
PoE Power Supply	PoE Standard	IEEE 802.3af, IEEE 802.3at
	PoE Power Pin	End-span: 1/2(-), 3/6(+) Mid-span: 4/5(+), 7/8(-) 8-pin power: 1/2(-), 3/6(+), 4/5(+), 7/8(-)
	PoE Port	PoE: Ports 1 to 4
	Max. Port Power	30 W
	PoE Power Budget	60 W
	General	Dimensions (W × H × D)
Shell		Metal material, fan-free design
Gross Weight		0.921 kg (2.030 lb)
Net Weight		0.365 kg (0.805 lb)
Operating Temperature		0 °C to 40 °C (32 °F to 104 °F)
Storage Temperature		-40 °C to 85 °C (-40 °F to 185 °F)
Storage Humidity		5% to 95% (no condensation)
Power Supply		48 VDC, 1.35 A
Approval	EMC	FCC (ANSI C63.4, 47 CFR PART 15B); CE-EMC/RCM (EN 55032: 2015+A11:2020, EN IEC 61000-3-2: 2019, EN 61000-3-3: 2013+A1:2019, EN 50130-4:2011+A1:2014, EN 55035:2017+A11:2020); IC (ICES-003: Issue 13)
	Safety	UL (UL 62368-1); CB (IEC 62368-1:2014); CE-LVD (EN 62368-1:2014+A11:2023)
	Chemistry	CE-RoHS (2011/65/EU); WEEE (2012/19/EU); Reach (Regulation (EC) No 1907/2012)

▪ Available Model

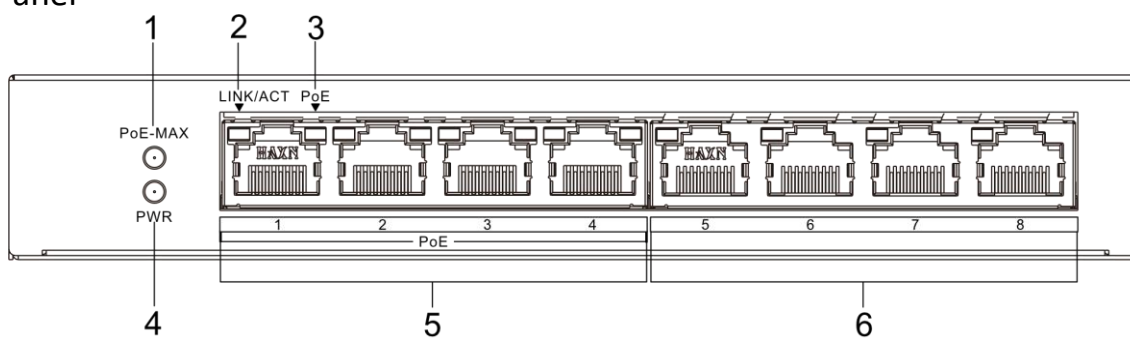
DS-3E0508P-O

▪ Typical Application




▪ Physical Interface

Front Panel

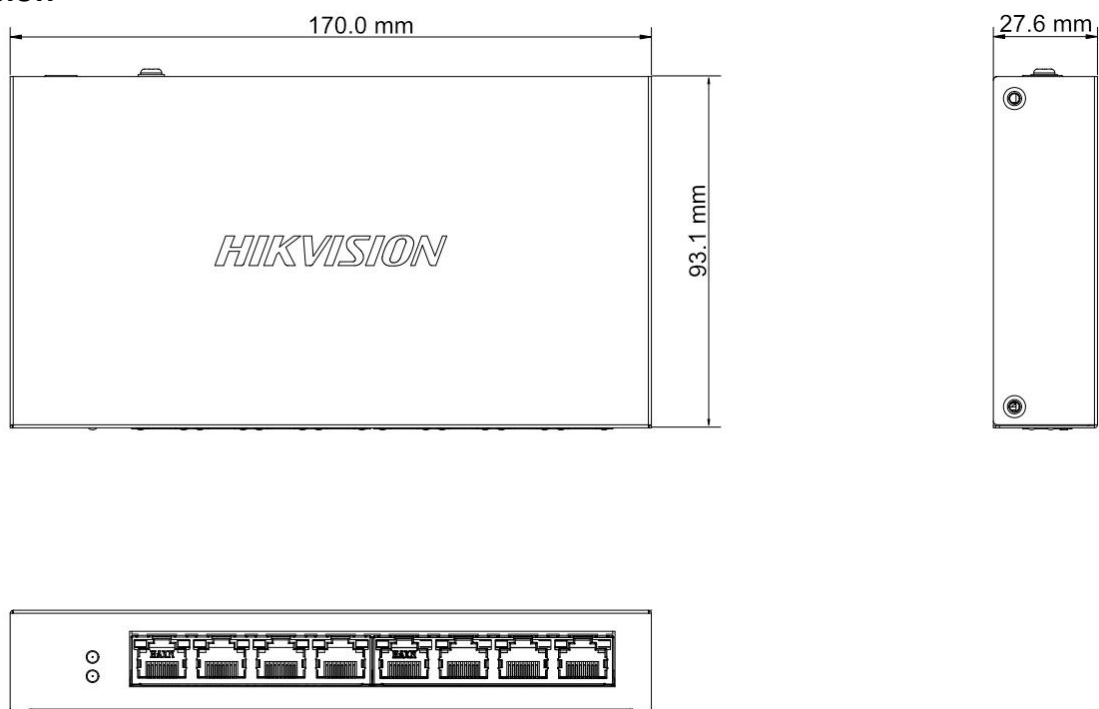


Rear Panel



No.	Indicator/Port	Description
1	PoE-MAX Indicator	Solid on/Flashing: The output power of the switch is about to reach the upper limit. The power supply may be abnormal if more devices are connected. Unlit: The switch supplies power to a powered device (PD) normally.
2	LINK/ACT Indicator	Solid on: The port is connected. Flashing: The port is transmitting data. Unlit: The port is disconnected or connection is abnormal.
3	PoE Indicator	Solid on: The switch supplies power to a PD normally. Unlit: The switch is disconnected from a PD or power supply is abnormal.
4	PWR Indicator	Solid on: The switch is powered on normally. Unlit: No power supply is connected or power supply is abnormal.
5	Gigabit PoE RJ45 Port	Used for connection to a PD via a network cable.
6	Gigabit RJ45 Port	Used for connection to another device via a network cable.
7	Grounding Terminal	Used for connecting to the grounding cable to protect the switch from lightning.
8	Power Supply	Use the attached power cord to connect the switch to a socket.

▪ **Dimension**



Headquarters

No.555 Qianmo Road, Binjiang District,
Hangzhou 310051, China
T +86-571-8807-5998
www.hikvision.com



Follow us on social media to get the latest product and solution information.

