

**PROVISION** **ISR**®

*Now you can see!*



# User Manual

## 4.3" CCTV TEST MONITOR

## 1 General

The new HD CCTV Test monitor support “4in1” (AHD/TVI/CVI/CVBS) video format of up to 2MP~8MP resolution. It also support PTZ control by RS485 and other special features such as DC 12V/USB/5V out put, audion test, UTP cable test, LED lighting etc. It is designed to bring installer maximum conveniency during the installation.

Product Funtions:

Video input: Compatible with AHD, TVI, CVI, CVBS signals of up to 2MP~8MP resolution.

1. 4.3 inch 800(RGB) x480 resolution. PAL/NTSC(Auto adapt).
2. PTZ control: RS485 Baud-Raud: 1200 ~ 115200bps, compatible with PELCO-D/P protocols.
3. Camera Power Supply: Power output of DC 12V/1A for temporarily powering on cameras for angle and zoom adjustment
4. USB Power Supply: USB2.0 interface provides 5V/1A power output
5. Audio signal input
6. Enhanced UTP cable, with indicator lights. the cable test distance can reach 100-150 meters
7. COC control/call OSD menu

## 8.Video Test

AHD tester support 720P 25F/30F/1080P/25F/30F(4MP/5MP/8MP AHD camera tester is optional\*)

TVI tester support 720P 25F/30F 1080P 25F/30F(3MP/4MP/5MP/8MP TVI camera tester is optional\*)

CVI tester support 720P 25F/30F 1080P 25F/30F(4MP/5MP/8MP CVI camera tester is optional\*)

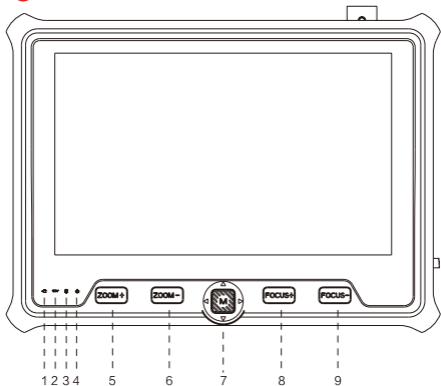
## 9. LED emergency lighting





10.built-in 3.7V Lithium polymer battery, 3000mAh

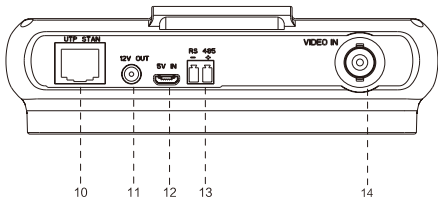
## ② Product Accessories

- 1.Test monitor
- 2.Wrist band
- 3.DC output cable .
- 4.Audio test cable .
- 5.Network cable test convertor
- 6.USB cable
- 7.EU/US Power adapter

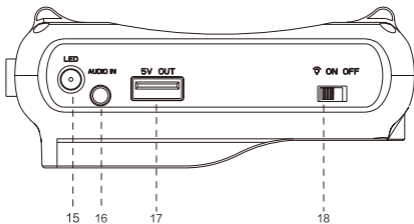
### 3 Front Panel









1		Power Indicator
2		12V output power indicator
3		Data transmission indicator
4		Power on indicator



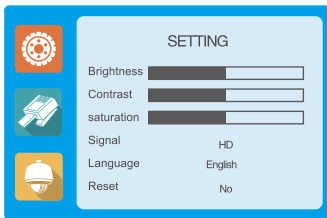
5		ZOOM+(For PTZ control)
6		ZOOM-(For PTZ control)
7		Five-way button: OSD menu- up -down- left-right
8		FOCUS+(For PTZ control)
9		FOCUS-(For PTZ control)
10		UTP Cable test input
11		DC12V/1A power output
12		5V power input





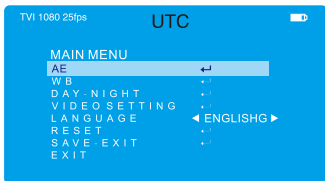
13	 RS-485	Rs485 Output
14	 VIDEO IN	Analog / HD TVI/CVI/AHD signal input
15	 LED	LED Light
16	 AUDIO IN	Audio input
17	 5V OUT	Output DC5V/1A power output
18	 ON OFF	Power switch: LED-ON-OFF



## 4 Operation

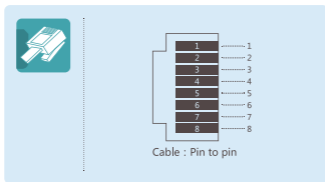
1. Pressing on  Calls the OSD menu to set brightness, language, reset, etc. Click on  to exit.



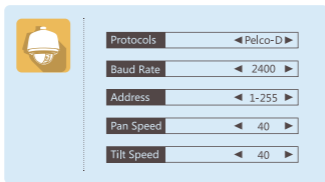
2. Pressing on  and hold the menu button for 5 seconds to enter UTC mode. "UTC" is displayed at the top of the screen. Press the menu button to bring up the camera menu and operate the UTC menu by up/down/left/right/enter. Pressing on  and hold the menu button for 5 seconds to exit UTC mode.



3. Pressing on  Enter the UTP cable test interface. The test procedure will start automatically. Pins 1~8 indicates the UTP Cable consistency. Click on  to exit.



4. Pressing or , enters the PTZ settings page. Set the parameters using the  up/down/left/right arrows.





## 5 Specification

Model	TM-434IN1-8
Display	4.3 inch TFT- LCD, 800x480 resolution
Signal mode	NTSC/PAL (Auto adapt)
Video IN	BNC ( Analog/AHD/TVI/CVI) signal input
VIDEO TEST	
CVBS Test	YES
AHD TVI CVI Test	720P/1080P 3MP/4MP/5MP/8MP
UTC OSD control	UTC control/call OSD menu
OTHER TEST	
Audio input test	YES
PTZ Controller	Support RS485,Compatible with protocols PELCO- D/P, Baud Rate 1200~ 14400bps
UTP Cable Tester	Enhanced UTP cable, with indicator light, the test distance can reach 100- 150 meters
POWER	
DC12V output	DC12V1A power Output
Power Adapter	DC 5V/1A Input
Battery	Built-in 3.7V 3000ma battery
Battery Life	8 hours work after full charge (Without supplying power to external devices)
Language	
Language	12 Languages available
General	
Working Temperature	10°C-+50°C
Working Humidity	30% - 90%
Dimension/Weigh	38mm x 103mm x 41mm /0.5kg

**PROVISION** **ISR**<sup>®</sup>

*Now you can see!*



*Now you can see!*

[www.provision-isr.com](http://www.provision-isr.com)

---